

**IMPORTANT MESSAGE FOR PLUMBING PROFESSIONALS**  
**LICENSED PROFESSIONALS FOLLOW CODE AND ARE**  
**RESPONSIBLE FOR PUBLIC SAFETY**


**CLOSED SYSTEMS AND THERMAL EXPANSION**

**CODE #108.7 UNSAFE PLUMBING**


Any use of plumbing regulated by this code constituting a hazard to safety, health or PUBLIC welfare by reason of INADEQUATE maintenance, dilapidation, obsolescence, fire hazard, disaster, damage or abandonment is hereby declared an unsafe use.

**F-I-T™ SAFE**


**FLIP IT**



**INSPECT IT**



**TAMPERPROOF IT**



**CODE #102.3 MAINTENANCE:**

All devices or safeguards required by this code shall be maintained in compliance with the code edition under which they were installed. The OWNER or the Owner's designated agent SHALL BE RESPONSIBLE FOR MAINTENANCE OF PLUMBING SYSTEMS.

DO NOT REMOVE THIS TAG FROM VALVE.

**WARNING:**  
**FAILURE TO COMPLY WITH THESE INSTRUCTIONS REGARDING THIS VALVE CAN RESULT IN SERIOUS PERSONAL INJURY OR DEATH AND/OR SEVERE PROPERTY DAMAGE.**

**ANNUAL OPERATION OF T&P RELIEF VALVES**  
**WARNING:** Following installation, the valve lever MUST be operated AT LEAST ONCE A YEAR by the water heater owner to ensure that waterways are clear. Certain naturally occurring mineral deposits may adhere to the valve, blocking waterways, rendering it inoperative. When the lever is operated, hot water will discharge if the waterways are clear. PRECAUTIONS MUST BE TAKEN TO AVOID PERSONAL INJURY FROM CONTACT WITH HOT WATER AND TO AVOID PROPERTY DAMAGE. BEFORE operating lever, check to see that a discharge line is connected to this valve, directing the flow of hot water from the valve to a proper place of disposal. If no water flows when the lever is operated, replacement of the valve is required. TURN THE WATER HEATER "OFF" (see instruction manual) AND CALL A PLUMBER IMMEDIATELY.

**REINSPECTION OF T & P RELIEF VALVES:**  
**WARNING:** Temperature and Pressure Relief Valves should be inspected AT LEAST ONCE EVERY THREE YEARS, and replaced, if necessary, by a licensed plumbing contractor or qualified service technician, to ensure that the product has not been affected by corrosive water conditions and to ensure that the valve and discharge line have not been altered or tampered with illegally. Certain naturally occurring conditions may corrode the valve or its components over time, rendering the valve inoperative. Such conditions can only be detected if the valve and its components are physically removed and inspected. Do not attempt to conduct an inspection on your own. Contact your plumbing contractor for a reinspection to assure continuing safety.

**WARNING: FAILURE TO REINSPECT THIS VALVE AS DIRECTED COULD RESULT IN UNSAFE TEMPERATURE OR PRESSURE BUILD-UP WHICH CAN RESULT IN SERIOUS INJURY OR DEATH AND/OR SEVERE PROPERTY DAMAGE.**

If discharge occurs, CALL A PLUMBER IMMEDIATELY. Discharge may indicate that an unsafe temperature or pressure condition exists which requires immediate attention by a qualified service technician or licensed plumbing contractor.

SEE WATER HEATER INSTRUCTION MANUAL FOR ADDITIONAL INFORMATION REGARDING THE TEMPERATURE AND PRESSURE RELIEF VALVE.  
 See other side for important information.

**WARNING:** To avoid water damage and/or scalding due to valve operation, a discharge line must be connected to valve outlet and run to a safe place of disposal. The discharge line shall be installed to allow complete drainage of both the valve and the discharge line. No reducing coupling or other restriction shall be installed in the discharge line. The discharge line must pitch downward from the valve and terminate with a 6" (152mm) air gap from an approved location or building drain. The discharge line must terminate through plain (unthreaded) pipe. Discharge line material must conform to local plumbing code or A.S.M.E. requirements. Excessive length - more than 30 feet (9.14m), use of more than four elbows or bends in discharge piping, or reduction of discharge line size will cause a restriction and reduce the discharge capacity of the valve. No shut-off valve should be installed between the relief valve and tank or in the discharge line.

To ensure proper operation, this valve **must** be installed by a qualified service technician or licensed plumbing contractor in accordance with these instructions and local plumbing codes and standards.

**WARNING:**  
**FAILURE TO COMPLY WITH THESE INSTRUCTIONS REGARDING THIS VALVE CAN RESULT IN SERIOUS PERSONAL INJURY OR DEATH AND/OR SEVERE PROPERTY DAMAGE.**

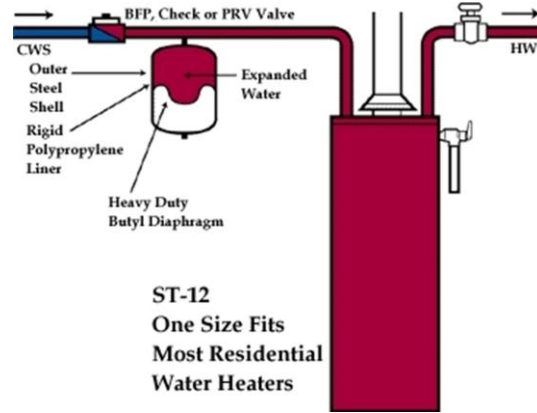
Combination temperature and pressure relief valves with extension thermostats must be installed so that the temperature-sensing element is immersed in the water in the top 6" (152mm) of the water storage tank. They must be installed either in the hot outlet service line or directly in a tank tapping. Valves must be located so as to assure isolation from flue gas heat or other ambient conditions that are not indicative of stored water temperature. See other instructions regarding the discharge line. This device is designed for emergency safety relief and must not be used as an operating control. Repair or alteration of valve in any way is prohibited by national safety standards/local codes.

See other side for important information.  
 Tag 100 0301      EDP # 1910724  
 Watts Regulator Company      Printed in U.S.A.

# STORED WATER SYSTEMS ARE A PUBLIC SAFETY CONCERNS

THERMAL EXPANSION TANKS ARE ESSENTIAL TO A PROPERLY OPERATING CLOSED SYSTEM.

- Can Fail at anytime
- No Expiration Date
- No Maintenance Instructions



THERMAL EXPANSION TANKS ARE A NECESSARY PROVISION ON CLOSED SYSTEMS HOWEVER IT DOES NOT CONSTITUTE A SAFETY AGAINST THERMAL EXPANSION PROBLEMS AND OVERPRESSURE OF THE STORED WATER VESSEL.



***DON'T BE PRESSURED INTO HOME REMEDIES ,  
(I.E. TAMPERING) BECAUSE OF WATER ON THE FLOOR.***

***TAMPERING RESULTS IN UNSAFE PLUMBING WHICH IS ILLEGAL  
AND A PUBLIC SAFETY CONCERN.***



## **CODE #108.7 UNSAFE PLUMBING**

Any use of plumbing regulated by this code constituting a hazard to safety, health or PUBLIC welfare by reason of INADEQUATE maintenance, dilapidation, obsolescence, fire hazard, disaster, damage or abandonment is hereby declared an unsafe use.

# ALWAYS CALL THE PROFESSIONAL